

Instructions for use AF™ Retreatment

[PRODUCT NAME] AF™ Retreatment

[SPECIFICATION] Refer to specification sheet

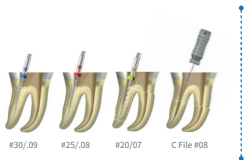
[COMPOSITION]

The rotary file can be divided into three parts:

attachment section, made of copper; endo stop, made of silicone; and working parts, made of NITI.

[APPLIED RANGE]

The instruments are meant to be used in a clinical/hospital environment, by qualified personnel, according to the correct operative procedures (gloves, face mask, rubber dam). And the instruments are indicated for the endodontic retreatment, shaping and cleaning of the root canal system.



1. Use AF™ Retreatment 3 to remove obturation materials from the coronal third without pressure.
2. Use AF™ Retreatment 2 to remove obturation materials from the middle third without downward pressure.
3. Use AF™ Retreatment 1 to remove obturation materials from the apical third without downward pressure.
4. Use a hand instrument C file #08 to negotiate the root canal to full working length.

[CONTRAINDICATION] Do not use in patients allergic to Nickel.

[STERILIZATION]

Products must be sterilized before use.

- 1) Steam sterilization at 126°C for 30 minutes;
- 2) Rinse the device with Normal saline (0.9% NaCl) for 10 seconds;
- 3) Dry the device with a dental air gun.

[CAUTIONS]

- 1) The file tip can not beyond the apical when you are shaping the canal.
- 2) It can not work if there is any incorrect operation: use the wrong technique when operating; the angle of rotation beyond 180°; use the files without the sequence; performing the ledges; without patency and excessive force to the canal.
- 3) Frequently clean the spires; irrigate frequently and abundantly; follow the advised settings RPM - Torque Start the procedure after scouting; Work with plenty of irrigant into the root canal.
- 4) Symbols: There is information about the manufacturer, product name, specification, color model, quantity and production date printed on the package.

Instructions for use AF™ Retreatment

[Storage and Transportation]














- 1) Keep dry.
- 2) Avoid storing at high temperature, and direct sunlight, humidity less than 80%.
- 3) Avoid from moisture and corrosion gas.
- 4) Do not store with toxic, chemical and hazardous substances.
- 5) Store it at room temperature.

[PACKAGE] Individual package

[PRODUCTION DATE] Refer to seal or label on the package.

[Expiration Date] 5 Years

[Symbols Instruction]

	Manufacturer		Date of manufacture
	Authorized Representative in the European Community		Use-by date
	Caution		Batch Number
	Do not reuse		Keep dry
	Sterilizable in a steam sterilizer (autoclave) at the specified temperature		Keep away from sunlight
	Consult instructions for use		EC mark and identification number of Notified Body
	Manufacturer Logo		

[Registered Company] Shanghai Fanta Dental Materials Co., Ltd

[Registration Address] Room 1302, building 2, No. 6965, Guangming Puxing Road, Qingcun Town, Fengxian District, Shanghai, China

[Tel:] +021-64033133

[After-sales Service Company] Shanghai Fanta Dental Materials Co., Ltd

[Europe Authorised Representative Address] SUNGO Certification Company Limited, RM101, MAPLE HOUSE, 118 HIGH STREET PURLEY, LONDON, ENGLAND
Fiona Chan

[Tel:] +44-203608 6516

[Prepared Date for Instruction] 20200325